

M LEVELD



Levelo

**MARBELLA MagSafe
Leather 10000mAh Power Bank**

SKU: LVLMRBL10K



Table of Contents

Product Overview	2
Specifications	2
Schematic View	3
Status Indicator	3
Usage Instructions	4
Charging Instructions	4
Safety Precautions	6
FCC Statement	7
Disposal	8
Warranty	9
Contact Us	9

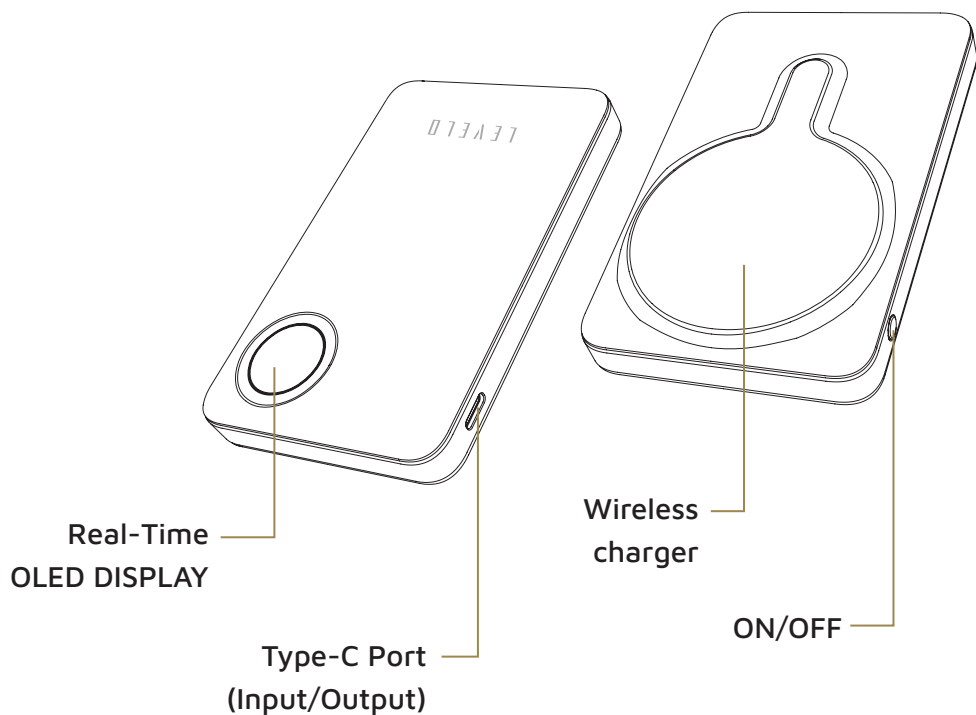
Product Overview

The Marbella MagSafe Leather 10000mAh Power Bank from Levelo offers an elegant and powerful charging solution. Its PU leather finish combines luxury with functionality, while the strong N52 magnets ensure a secure connection for wireless charging. This power bank supports fast wireless charging, delivering up to 20W for efficient power delivery, along with over-current and over-temperature protection for safe usage. The device is equipped with a modern display, offering a seamless user experience. The Marbella Power Bank provides elevated power and a sleek design, making it a stylish yet practical accessory for your mobile charging needs.

Specifications

Capacity	10000mAh
Type-C Input	5V/3A, 9V/2A
Type-C Output	5V/3A, 9V/2.22A, 12V/1.67A
Wireless Output	5W, 7.5W, 10W, 15W (Max Output 15W)
Battery Type	Li-Polymer
Product Size	18.7× 69.7 × 110.4mm
Material	Plastic + Leather + Aluminum


Schematic View



Status Indicator




Standby



Type-C Input



Wireless Output



Type-C Output



Input/Output
Simultaneously



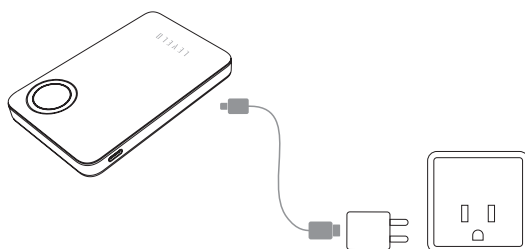
Multiport Output

Usage Instructions

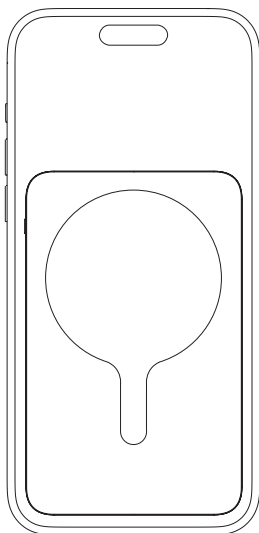
To activate the power bank, press the button while it is in shutdown mode. The output will turn on, and the screen will light up. The wireless charging mode will be activated simultaneously, but if the device is not charged, the screen will turn off after 12 seconds. To turn off the wireless charging mode, double-click the button to fully shut down the power bank.

Charging Instructions

1. To charge the power bank, connect the charging cable to the Type-C input port. The screen will display the input mode, indicating that charging has begun.

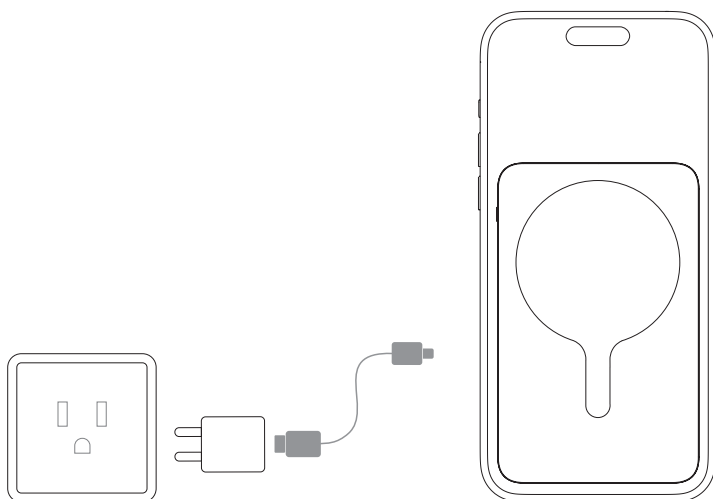


2. Connect your phone with the wireless charging area to start charging.



3. Simultaneous Input/Output of multiple devices

You can charge and discharge the power bank simultaneously. The Type-C port charges the power bank itself and you can use wireless charging for other devices.



Reminder:

When the power bank is completely drained, the display screen will turn off. After plugging it in, please wait a few minutes for the screen to automatically restore, allowing you to check the remaining battery level. For optimal performance, ensure the power bank is recharged on time to prevent a total loss of power, which may cause the display to fail in showing the battery status.

Safety Precautions

- 1.** To maximize the battery lifespan, fully charge the power bank for 3.5 hours before the first use.
- 2.** Store the power bank in a cool, dry place.
- 3.** Avoid storing the power bank in hot or humid environments.
- 4.** The operating temperature should be between 10°C and 45°C.
- 5.** Charge and discharge the power bank at least once every three months.
- 6.** When charging a device, the power bank may become warm; this is normal and not a cause for concern.
- 7.** Under normal conditions, battery performance may slightly decline over several years.
- 8.** There is a risk of explosion if the battery is incorrectly replaced. Only replace it with the same or equivalent type.
- 9.** Keep away from open flames, such as lit candles.
- 10.** Batteries (including the battery pack or installed batteries) should not be exposed to excessive heat, such as sunlight or fire.
- 11.** Do not short-circuit the power bank.
- 12.** Do not incinerate.

13. Do not disassemble the power bank.

FCC Statement

1. This device complies with Part 15 of the FCC Rules. Operation is subject to the following two conditions:

- (1)** This device may not cause harmful interference; and
- (2)** This device must accept any interference received, including interference that may cause undesired operation.

2. Changes or modifications not expressly approved by the party responsible for compliance could void the user's authority to operate the equipment.

Note: This equipment has been tested and found to comply with the limits for a Class B digital device, pursuant to Part 15 of the FCC Rules. These limits are designed to provide reasonable protection against harmful interference in a residential installation.

This equipment generates and can radiate radio frequency energy, and if not installed and used in accordance with the instructions, may cause harmful interference to radio communications. However, there is no guarantee that interference will not occur in a particular installation. If this equipment does cause harmful interference to radio or television reception, which can be determined by turning the equipment off and on, the user is encouraged to try to correct the interference by one or more of the following measures:

Reorient or relocate the receiving antenna.

Increase the separation between the equipment and receiver.

Connect the equipment to an outlet on a circuit different from that to which the receiver is connected.

Consult the dealer or an experienced radio/TV technician for assistance.

RF warning statement:

The device has been evaluated to meet general RF exposure requirements. The device can be used in portable exposure conditions without restriction.

Disposal

This product must not be disposed of as unsorted household waste. It is important to separate such waste for proper treatment and recycling, in compliance with local waste management regulations.





Warranty

Products procured directly from the **Levelo** website or physical store comes with a 24-month warranty. **Levelo** products purchased from any of our authorized dealers are guaranteed with a one-year warranty. If you wish to extend this warranty, you'll need to go to our website at **<https://www.levelobrand.com/warranty>** and fill out the necessary form, making sure to include your personal information and a photo of the product. After your request has been evaluated and accepted, we'll send you an email notification to affirm the extension of your product's warranty.

For more info, please check:

<https://www.levelobrand.com/warranty>



Contact Us

If you have any questions about this Privacy Policy, please contact us at: **Info@levelobrand.com**

Website: **<https://www.levelobrand.com/>**

Email: **Info@levelobrand.com**

Instagram: **levelobrand**

Facebook: **levelobrand**