

**LEVELO**



**Levelo**

**MARBELLA MagSafe Leather  
10000mAh Power Bank**

SKU: LVL-MRBL-10K



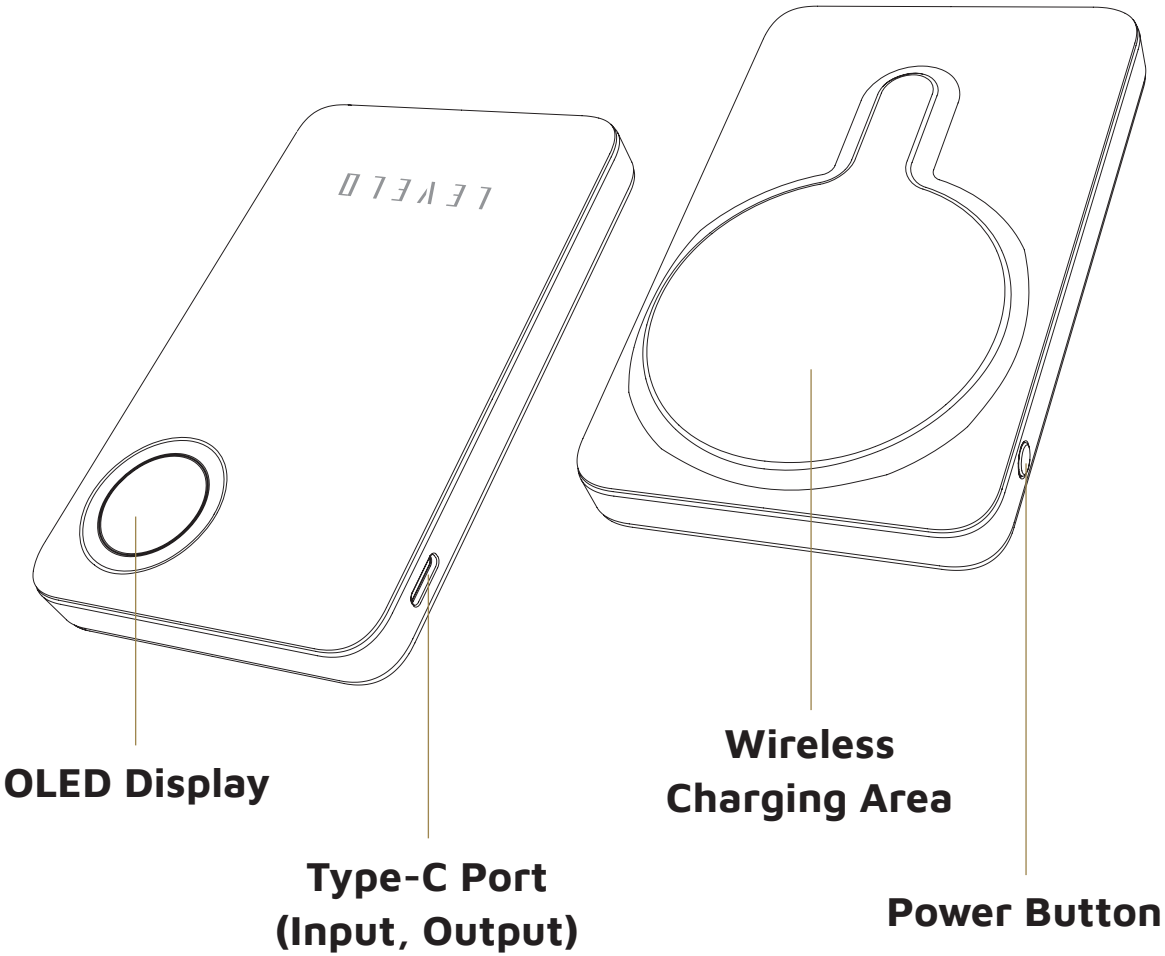
# Table of Contents

Specifications	2
Schematic View	2
Display Status	3
Instructions for Use	3
Notice	5
Precautions	5
Disposal	6
Warranty	7
Contact Us	7

# Specifications

Capacity	10000mAh
Type-C Input	5V/3A,9V/2A
Type-C Output	5V/3A, 9V/2.22A,12V/1.67A
Wireless Output	5W, 7.5W, 10W,15W (Max Output 15W)
Battery Type	Li-Polymer
Product Size	69.7x110.4x18.7mm
Material	Plastic + Leather + Aluminum


# Schematic View



## Display Status




**Standby**



**Type-C Input**



**Wireless Output**



**Type-C Output**



**Simultaneous Input  
and Output**



**Multi port Output**

## Instructions for Use

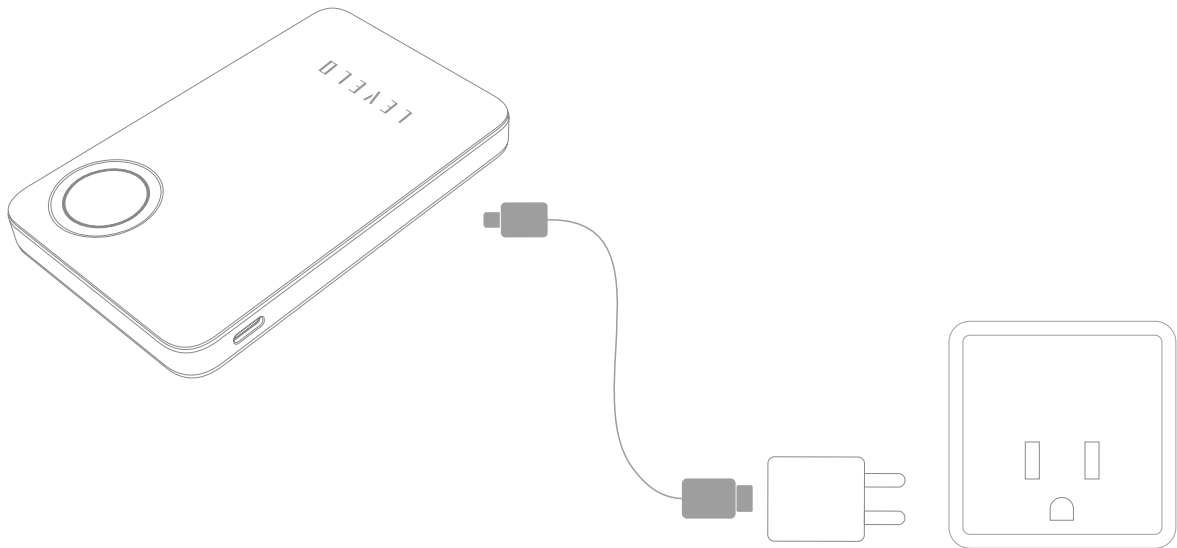
- 1.** Press the button when the device is in shutdown state to open the output. The screen will light up.
- 2.** At the same time, the wireless charging mode will be activated. If the device is not charged, the screen will automatically turn off after

12 seconds, and the wireless charging mode will stop.

**3.** To turn off the mobile power completely, double-click the button.

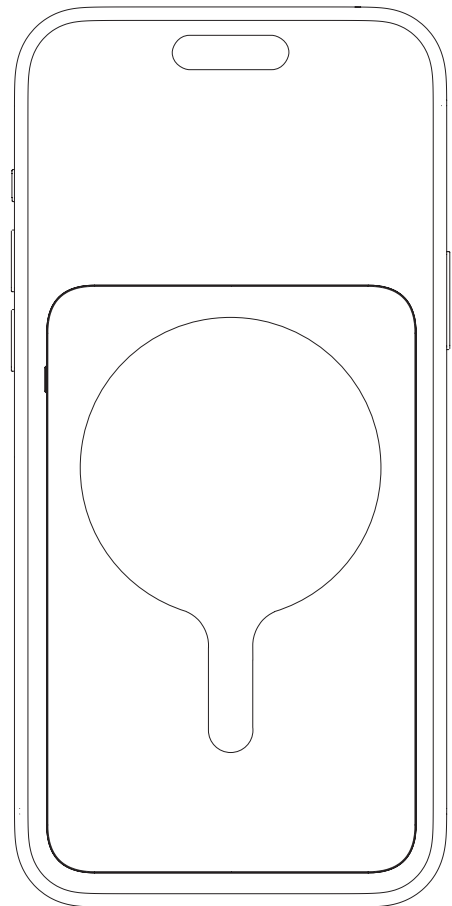
**4.** Connect the charging cable from the charger to the Type-C input port of the mobile power supply.

**5.** The screen will display the input mode, and charging will begin.



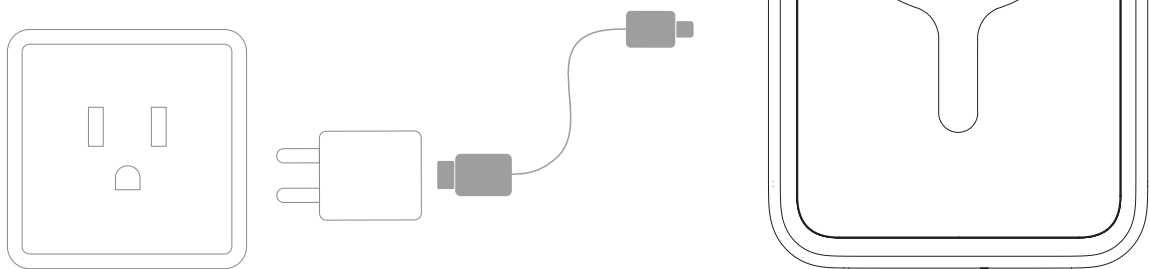
## Wireless Charging a Phone

Use wireless charging to connect your phone or device.



## Simultaneous Input/Output of Multiple Devices:

It can be charged and discharged simultaneously. The Type-C port charges the power bank itself, while wireless charging is used to charge the device.



### Notice

1. When the power bank is fully drained, the display screen will turn off.
2. After plugging the power bank back in, wait a few minutes to allow the screen to automatically restore. This will enable you to view the remaining battery level.
3. To ensure proper functionality, recharge the power bank promptly to avoid a complete power loss. A fully drained power bank may prevent the display from showing the battery status.

### Precautions

1. To maximize the battery lifespan, fully charge the power bank for 3.5 hours before first use.

Store the power bank in a cool and dry place.

2. Do not store the power bank in hot or humid environments.
3. The operating temperature range should be between 10°C and 45°C.
4. Charge and discharge the power bank at least once every three months.
5. When charging a device, the power bank may feel warm. This is normal within the operating temperature range and should not be cause for concern.
6. In normal conditions, the battery performance may slightly decline over several years.
7. There is a danger of explosion if the battery is incorrectly replaced. Replace only with the same or an equivalent type.
8. Do not place the power bank near naked flame sources, such as lighted candles.
9. Do not expose the power bank (or installed batteries) to excessive heat, such as direct sunlight or fire.
10. Do not short-circuit the power bank.
11. Do not incinerate the power bank.
12. Do not disassemble the power bank.

## **Disposal**

This product must not be disposed of as unsorted household waste. It is important to separate such waste for proper treatment and recycling, in compliance with local waste management regulations.

## **Warranty**

Products procured directly from the **Levelo** website or physical store comes with a 24-month warranty. **Levelo** products purchased from any of our authorized dealers are guaranteed with a one-year warranty. If you wish to extend this warranty, you'll need to go to our website at **<https://www.levelobrand.com/warranty>** and fill out the necessary form, making sure to include your personal information and a photo of the product. After your request has been evaluated and accepted, we'll send you an email notification to affirm the extension of your product's warranty.

For more info, please check:

**<https://www.levelobrand.com/warranty>**

## **Contact Us**

If you have any questions about this Privacy Policy, please contact us at: **[Info@levelobrand.com](mailto:Info@levelobrand.com)**

Website: **<https://www.levelobrand.com/>**

Email: **[Info@levelobrand.com](mailto:Info@levelobrand.com)**

Instagram: **levelobrand**

Facebook: **levelobrand**