

M LEVEL



Levelo

AERION 10000mAh Power Bank

SKU: LVL-AERION-10K

Table of Contents

Specifications	2
Operations	2
Schematic View	3
To Charge Other Devices	3
Charging Status	5
Safety Information	5
Disposal	6
Warranty	7
Contact Us	7

Thank you for purchasing this product.

To ensure optimal performance, please read this manual thoroughly, as well as the user manual of your phone, laptop, or other devices.

Specifications

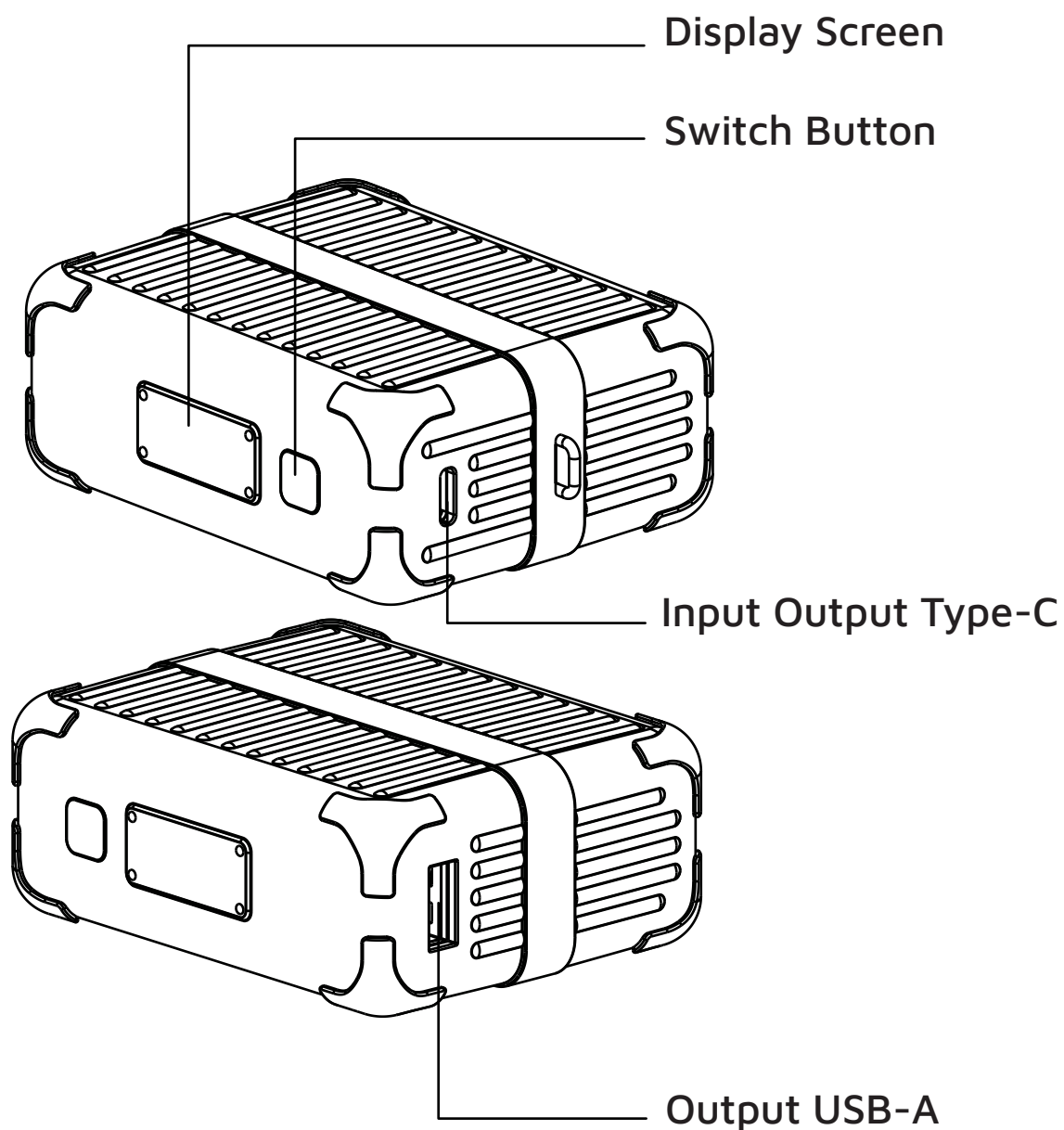
Capacity	10000mAh
Battery Type	Lithium-ion
Type-C Input	5V/3A, 9V/3A,12V/2.5A,15V/2A,20V/1.5A
Type-C Output	5V/3A,9V/3A,12V/2.5A,15V/2A,20V/1.5A
USB-A Output	5V/3A,9V/2A,10V/2.5A,12V/1.5A
Product Weight	230g
Product Size	84 x 33.5 x 67.5mm
Material	ABS + PC
Standard	GB 4943.1-2022 GB 31241-2022

Operations

1. Power Output and Input: Use the Type-C port to charge the power bank. You can use either the Type-C or USB-A port to charge other devices.

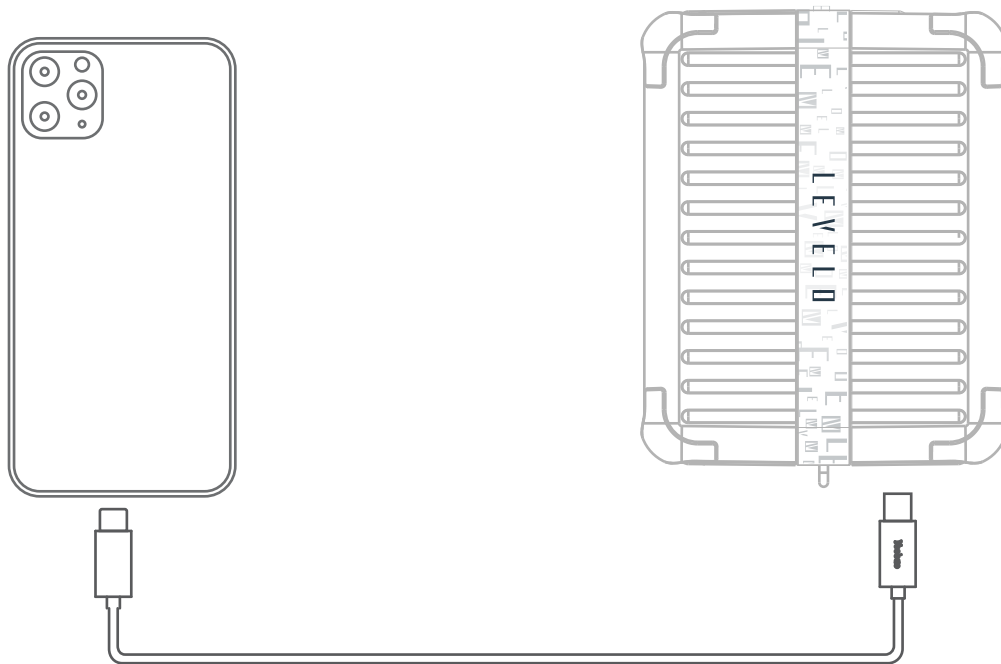
2. Power Indication: The two-digit display shows the remaining power. When the power drops below 5 %, the last digit will flash. The digital display remains on during discharging. The lightning symbol lights up when fast charging is active.

Schematic View

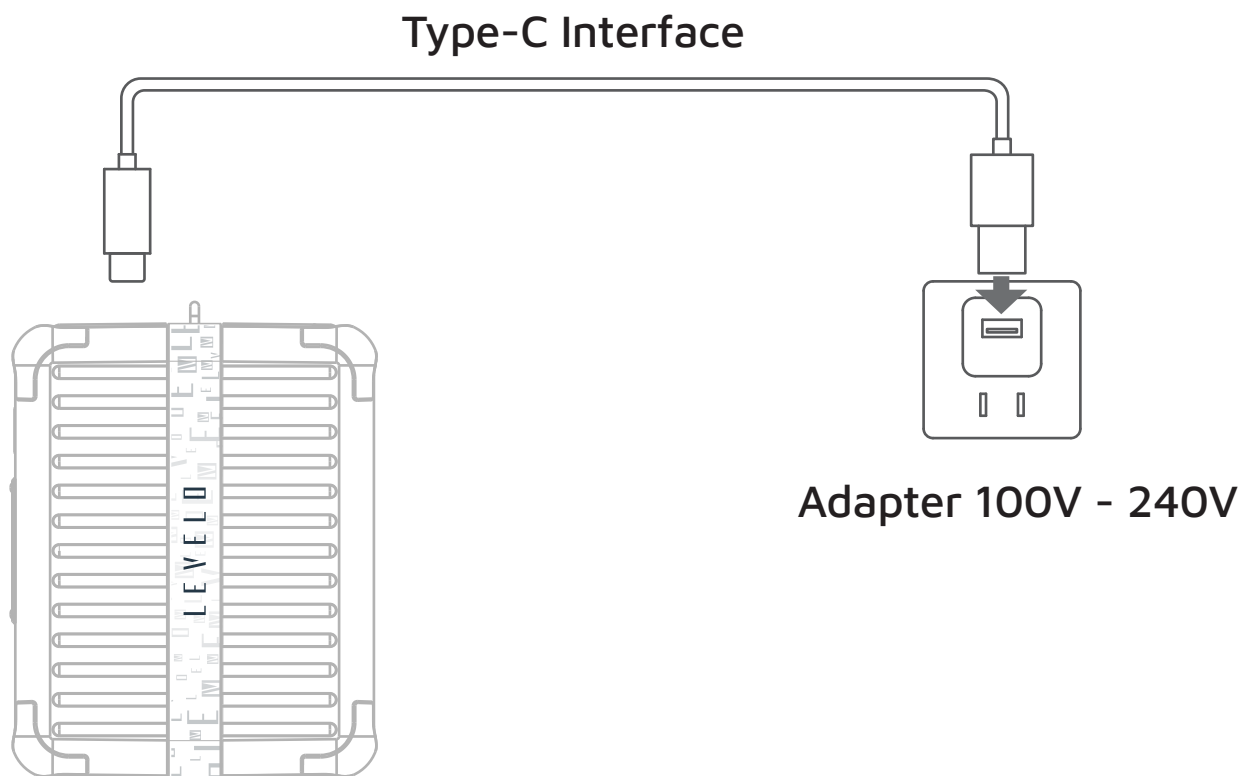


To Charge Other Devices

The power bank supports most digital electronic products with DC 5V input, making it compatible with most mobile phones and other digital devices.



To charge the power bank with an adapter and Type-C interface



Charging Status

1. Charging Other Devices:

1.1 The residual power displayed on the LED will gradually decrease during charging.

1.2 The LED display will turn off once the device is fully charged.

2. Charging the Power Bank:

2.1 The LED display will flash and the residual power percentage will increase while the power bank is charging.

2.2 The LED will indicate 100 % when the power bank is fully charged.

3. Notice:

3.1 If the power bank does not charge properly, please verify that the cable is securely connected and that the correct charging connector is being used.

3.2 Due to conversion rates, the effective capacity of the power bank may differ from the total power indicated when charging other devices.

3.3 The power bank is compatible with most mobile phones; however, it may not be suitable for certain models. Such limitations are not covered under the warranty or exchange policies.

3.4 The power bank supports most digital electronic products with DC 5V input, making it compatible with most mobile phones and other digital devices.

Safety Information

The power bank uses high-quality polymer cells. Failure to adhere to these safety instructions may result in fire, electric shock, damage, or other injuries.

1. Do not hit, open, install backwards, puncture, or expose the power bank to fire, high temperatures, liquids, or harsh environments.

- 2.** If you notice any bulges or other abnormalities, discontinue use immediately.
- 3.** This device is not intended for use by individuals with physical or mental impairments, children, or those lacking relevant knowledge and experience, unless supervised by a qualified professional. Children should be supervised to prevent misuse of the device as a toy.
- 4.** Always use a suitable, standard certified power adapter when recharging the power bank.
- 5.** Ensure the power bank is used in a well-ventilated environment during discharging and avoid prolonged contact with it.
- 6.** The power bank is designed for safe use only in non-tropical climate conditions.

Disposal

This product must not be disposed of as unsorted household waste. It is important to separate such waste for proper treatment and recycling, in compliance with local waste management regulations.



Warranty

Products procured directly from the **Levelo** website or physical store comes with a 24-month warranty. **Levelo** products purchased from any of our authorized dealers are guaranteed with a one-year warranty. If you wish to extend this warranty, you'll need to go to our website at **<https://levelobrand.com/warranty>** and fill out the necessary form, making sure to include your personal information and a photo of the product. After your request has been evaluated and accepted, we'll send you an email notification to affirm the extension of your product's warranty.

For more info, please check:

Website: **<https://www.levelobrand.com/warranty>**

Contact Us

If you have any questions about this Privacy Policy, please contact us at: **Info@levelobrand.com**

Website: **<https://www.levelobrand.com/>**

Email: **Info@levelobrand.com**

Instagram: **levelobrand**

Facebook: **levelobrand**